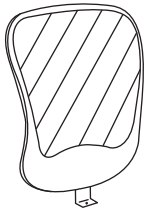
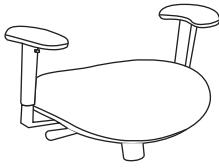


Assembly Instructions – LXO

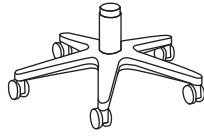
Parts List



Back



Seat, Arm,
Mechanism



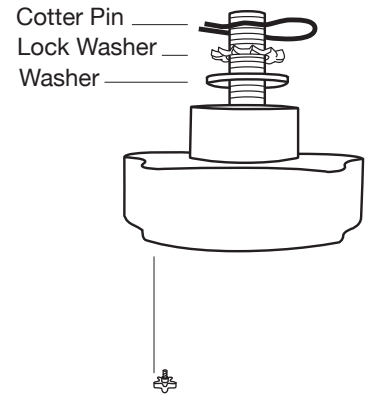
Base w/ Casters



Gas Lift

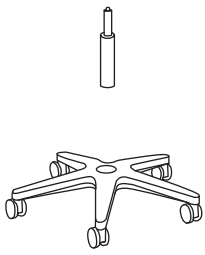
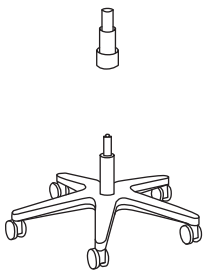
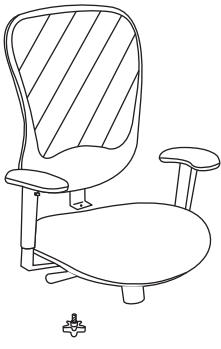
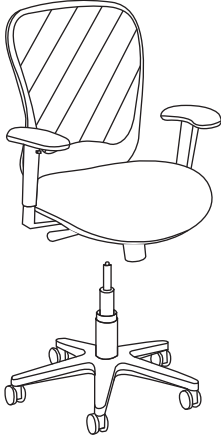


Telescopic
Cover Can



Hand Wheel

Assembly Steps:

<p>Insert Gas Lift into base</p> 	<p>Place Telescopic Cover Can over Gas Lift</p> 	<p>Attach Back to Seat Assembly with Hand Wheel</p> <p>NOTE: Remove Cotter Pin from Hand Wheel before Assembly</p> 	<p>Attach Seat/Back Assembly to Base Assembly</p> 
<p>Completed Chair – sit on chair to secure fit</p> 