

Tonik

1100 / 1101

Timeless seating that celebrates Nightingale's history of innovation, creativity and quality. A classic piece, designed decades ago, that has stood the test of time.



The Family



Wood Base and Legs | 1101

Overall Width: 24"
Overall Depth: 28"
Overall Height: 36"
Seat Height: 18"
Weight: 35 lbs
Volume: 12 cu ft



Metal Four-legged | 1101

Overall Width: 24"
Overall Depth: 28"
Overall Height: 36"
Seat Height: 18"
Weight: 35 lbs
Volume: 12 cu ft



Hard Surface Casters | 1100

Overall Width: 24"
Overall Depth: 28.5"
Overall Height: 36" - 39.5"
Seat Height: 18" - 24.5"
Weight: 40 lbs
Volume: 14 cu ft

Features

- Swivel-tilt mechanism with pneumatic height adjustment, single position tilt lock and tension control (1100).
- 5-prong, polished-aluminum base with clear lacquer finish to maintain bright appearance.
- Fully upholstered arms.
- Contoured wood frame shell for strength and support.
- 2" dual wheel carpet casters (1100).
- Steel tubular frame with rear angled legs for stability with chrome finish for durability (1101).

Options



Wood Base and Legs




Metal Four-legged




Hard Surface Casters

Wood Stain Finishes




Cherry




Mellow Oak



Natrial



Mahogany



Walnut