

 **Nightingale**

IC2

7300 / 7300D / 7300INT



An award-winning ergonomic chair that perfectly balances form and function for an exceptionally smooth sit. Lightweight, elegant, and intelligently engineered, with multiple international design awards worldwide.














Award-Winning Ergonomic Chair
Lightweight and Elegant
Balance Form and Function





Finishes

The options shown below represent only a portion of what is available. Visit our website to explore the full range.

Seat & Back										
	Black Mesh	Silver Mesh	Aluminium Grade 3	Biscuit Grade 3	Charcoal Grade 4	Light Grey Grade 4	Dream Grade 4	Zero Dove Grade 5	Chalice Grade 5	Indigo Grade 8
Frame										
	Black Frame	White Frame								
Base										
	Chrome									

Key Features

1. NEBULA™ non-see-through mesh seat and back.
2. 4D armrests are height- and width-adjustable with lockable swivel.
3. Synchronous GALILEO™ mechanism, pneumatic height adjustment and tension control.
4. Five-prong heavy-duty polished aluminum base. 3" carpet casters.
5. Contoured polyurethane lumbar support pad.



* ANSI/BIFMA approved and TB117-2013 compliant. Patented.

The Family



7300
IC2 Mid Back

Width: 25.5-28"
Depth: 26-28"
Height: 38-43"
Seat Height: 16-21"
Seat Width: 19"
Seat Depth: 19-21"
Weight: 49 lbs
Volume: 16 cu ft

7300D
IC2 Mid Back with
Adjustable Headrest

Width: 25.5-28"
Depth: 26-28"
Height: 43-51"
Seat Height: 16-21"
Seat Width: 19"
Seat Depth: 19-21"
Weight: 51 lbs
Volume: 16 cu ft

7300INT
IC2 Mid Back with
Integrated Headrest

Width: 25.5-28"
Depth: 26-28"
Height: 43-51"
Seat Height: 16-21"
Seat Width: 19"
Seat Depth: 19-21"
Weight: 51 lbs
Volume: 16 cu ft

Options



Upholstery
Upholstered
Seat and Mesh
Back (UFST)

Upholstery
Upholstered
Seat and Back
(UF)

Package
White Package
(WH)

Seat
Extra Thick
Enersorb Seat
(X)

Headrest
Pivots and
adjusts on a
contoured axis

Caster 3" Carpet Caster (LG)
Custom Embroidery (EM)



* For additional information, please visit the official website.

Nightingalechairs.com | +1 800 363 8954